

Parametric Global Low Beta VRP

Strategy overview

Liquid alternative to hedge funds

Global Low Beta VRP is a systemic investment strategy that seeks to deliver returns that exceed US Treasury Bills and to create a risk-return profile that compares favorably to the overall hedge fund industry.

The strategy's model-driven investment approach is designed to remove the emotions and guesswork from the investment decision-making process. A lower volatility portfolio is created by structurally reducing equity market risk to create a conservative base portfolio and systematically selling fully collateralized equity index options on diverse equity indexes representing emerging market equities and developed market equities, including the US. When compared to a fully invested equity portfolio, it is expected the combination of a materially reduced equity exposure and the VRP will result in consistent incremental returns, producing attractive absolute and risk-adjusted returns.

The strategy is suited to investors seeking a hedge-fund alternative, better liquidity, greater transparency, and lower fees.

Intended benefits

Systematic investment process

- The disciplined and rules-based investment process that is designed to result in repeatable and more transparent results without the use of market forecasts or interference from behavioral biases.

Consistent returns

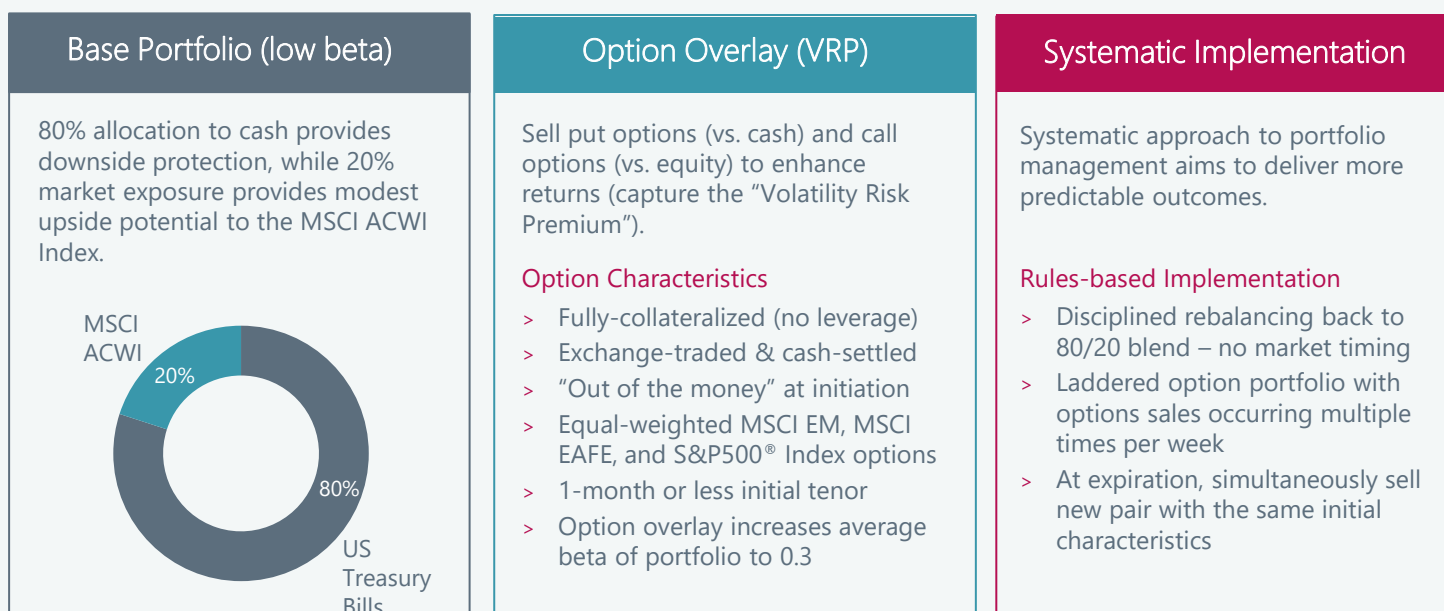
- The conservatively structured base portfolio is designed to provide downside protection and modest upside potential. Returns are enhanced through an option overlay designed to capture the VRP.

Portfolio diversification

- This places investors in the path of a diversifying VRP, delivering favorable risk-adjusted returns without sacrificing liquidity. It may be used as a complement or replacement for hedge fund or low volatility equity allocations.

Portfolio construction

Global Low Beta VRP seeks consistent incremental returns by selling fully-collateralized equity index options against a conservatively structured base of US Treasuries and the MSCI ACWI Index. No leverage is used in the portfolio. To achieve these long-term investment objectives, multiple layers of diversification are incorporated into the portfolio construction process to meaningfully reduce risk.



For illustrative purposes only. Certain statements contained herein reflect the subjective views of Parametric and as such cannot be independently verified. There is no assurance that investment objective will be achieved. All investments are subject to loss. Investing in an options strategy involves risk. Please refer to the disclosures for additional information.

Investment thesis

As one of Parametric’s VRP strategies, it is designed to capitalize on the tendency of implied volatility to exceed subsequent realized volatility. Through the systematic sale of equity index options, investors can harvest the volatility risk premium—a distinct and diversifying return stream—without the use of leverage or market forecasts. These strategies are designed to increase portfolio diversification at a lower cost than traditional alternative investments, without sacrificing liquidity.

Investment objectives

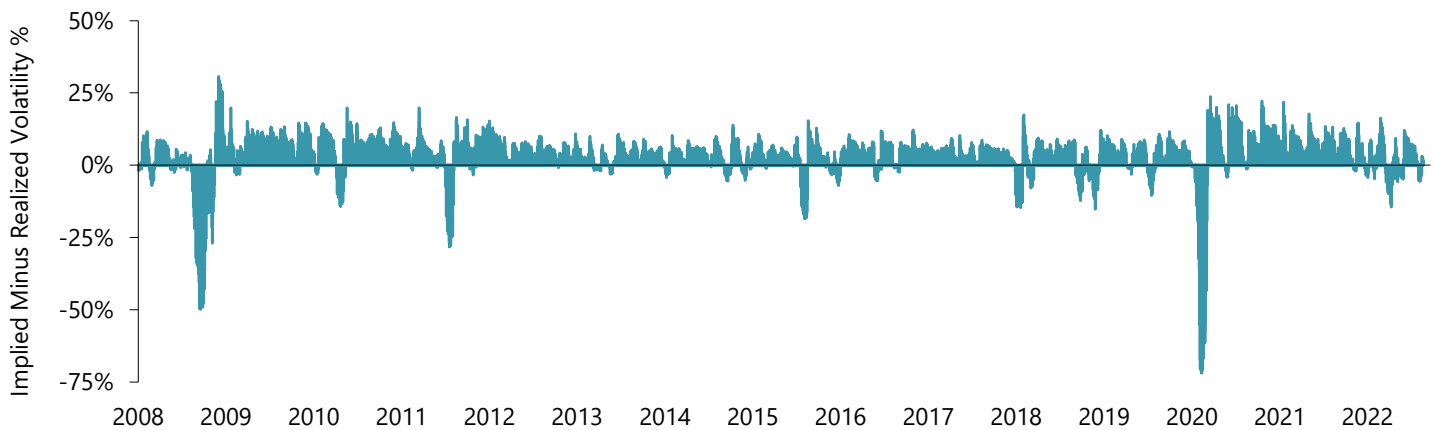
Global Low Beta VRP seeks to produce an average total return that exceeds US Treasury Bills over a full market cycle and to consistently outperform a beta-adjusted (0.3β) MSCI ACWI Index.

Additionally, it seeks to create a risk and return profile that compares favorably to that of the aggregate hedge fund industry by engaging in similar financial insurance selling and alternative investment activities.

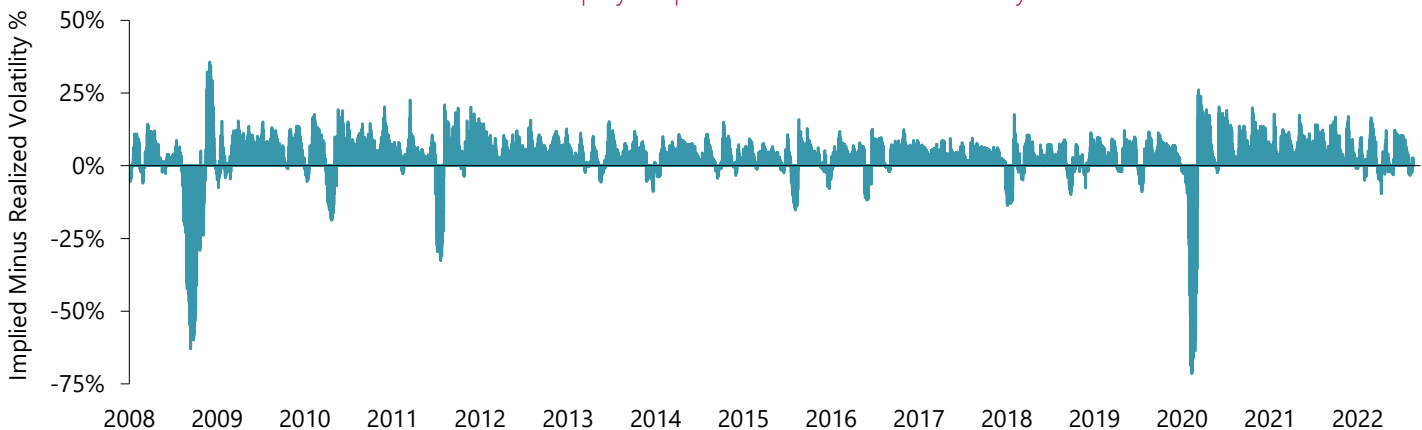
Empirical data supports our investment thesis

Equity Index options contain a risk premium that compensates sellers for underwriting financial risk and have traded with a positive VRP 82% of the time since January 2008.

S&P 500®: Implied minus Realized Volatility



Global Equity: Implied minus Realized Volatility



Timeframe represents data availability for the global equities. Valuation measured by taking the daily observations of Implied Volatility and subtracting subsequent Realized Volatility over the following 30 days (assuming 21 trading days). S&P Implied Volatility is measured by the VIX Index. Global equity Implied Volatility measured by a weighted basket of US Equity (VIX), Int'l Developed (VXEFA), and Int'l Emerging Markets (VXEEM). VIX and VXEFA data available 1/2/2008, VXEEM data available beginning 3/16/2011. Options have historically traded above subsequent realized volatility. Said another way, the options market tends to overestimate future volatility which may translate into higher options prices. For illustrative purposes only. It is not possible to invest directly in an index. Source: Bloomberg; Date: 9/30/22

Certain statements contained herein reflect the subjective views of Parametric and its personnel and as such cannot be independently verified. There is no assurance that investment objectives will be achieved. All investments are subject to loss. Investing in an options strategy involves risk. Please refer to the disclosures for additional information.

Team leadership

Alex Zweber, CFA, CAIA
Managing Director, Investment Strategy

Michael Zaslavsky, CFA, CAIA
Senior Investment Strategist

Yuepeng “Perry” Li, CFA, FRM
Senior Investment Strategist



Parametric Portfolio Associates® LLC (“Parametric”), headquartered in Seattle, is registered as an investment advisor with the Securities and Exchange Commission under the Investment Advisors Act of 1940. Parametric is a leading global asset management firm, providing investment strategies and customized exposure management directly to institutional investors and indirectly to individual investors through financial intermediaries. Parametric offers a variety of rules-based investment strategies, including alpha-seeking equity, fixed-income, alternative and options strategies. Parametric also offers implementation services, including customized equity, traditional overlay and centralized portfolio management. Parametric is an affiliate of Morgan Stanley Investment Management, the asset management division of Morgan Stanley, and offers these capabilities through offices located in Seattle, Boston, Minneapolis, New York and Westport. This material may not be forwarded or reproduced, in whole or in part, without the written consent of Parametric. Parametric and its affiliates are not responsible for its use by other parties.

This information is intended for informational purposes and details investment strategies and opportunities identified by Parametric. Opinions and estimates offered constitute our judgment and are subject to change without notice, as are statements of financial market trends, which are based on current market conditions. We believe the information provided here is reliable, but do not warrant its accuracy or completeness. This material is not intended as an offer or solicitation for the purchase or sale of any financial instrument. The views and strategies described may not be suitable for all investors. Past performance is not indicative of future results. Investing entails risks and there can be no assurance that Parametric will achieve profits or avoid incurring losses. Parametric does not provide legal, tax and/or accounting advice or services. Clients should consult with their own tax or legal advisor prior to entering into any transaction or strategy described herein. Additional information is available upon request.

Charts, graphs and other visual presentations and text information were derived from internal, proprietary, or service vendor technology sources or may have been extracted from other firm databases. As a result, the tabulation of certain reports may not precisely match other published data. Data may have originated from various sources including, but not limited to, Bloomberg, MSCI/Barra, FactSet, or other systems and programs. Parametric makes no representation or endorsement concerning the accuracy or propriety of information received from any other third party.

There is no assurance that the investment objective(s) will be achieved. All investments are subject to the risk of loss.

The effectiveness of the option strategy depends on a general imbalance of natural buyers over natural sellers of index options. This imbalance could decrease or be eliminated, which could have an adverse effect. A decision as to whether, when and how to use options involves the exercise of skill and judgment, and even a well-conceived and well-executed options program may be adversely affected by market behavior or unexpected events. Successful options strategies may require the anticipation of future movements in securities prices, interest rates and other economic factors. No assurances can be given that the judgment of Parametric in this respect will be correct.

Options are not suitable for all investors and carry additional risks. Investors must ensure that they have read and understood the current options risk disclosure document before entering into any options transactions. In addition, investors should consult with a tax, legal or financial advisor prior to contemplating any derivative transactions. The options risk disclosure document can be accessed at the following web address:
<http://www.optionsclearing.com/about/publications/character-risks.jsp>

Benchmark/index information provided is for illustrative purposes only. Indexes are unmanaged and cannot be invested in directly. Deviations from the benchmarks provided herein may include, but are not limited to, factors such as: the purchase of higher risk securities, over/under-weighting specific sectors and countries, limitations in market capitalization, company revenue sources, and/or client restrictions. Parametric’s proprietary investment process considers factors such as additional guidelines, restrictions, weightings, allocations, market conditions and other investment characteristics. Thus returns may at times materially differ from the stated benchmark and/or other disciplines provided for comparison.

The Volatility Index (“VIX”) is a trademark of the CBOE and is used as a measure of the implied volatility of the S&P 500® index options.

All contents ©2021 Parametric Portfolio Associates® LLC. All rights reserved. Parametric Portfolio Associates®, Parametric with the triangle logo, DeltaShift®, PIOS®, and Custom Core® are trademarks registered in the US Patent and Trademark Office.

Parametric is headquartered at 800 Fifth Avenue, Suite 2800, Seattle, WA 98104. Parametric’s Minneapolis office is located at 3600 Minnesota Drive, Suite 325, Minneapolis, MN 55435. For more information regarding Parametric and its investment strategies, or to request a copy of the firm’s Form ADV or a list of composites, contact us at 206 694 5500 (Seattle) or 951 767 7700 (Minneapolis), or visit www.parametricportfolio.com.

Not FDIC Insured. Offer Not a Bank Guarantee. May Lose Value.

Not Insured By Any Federal Government Agency. Not a Deposit.